

CPVC EDITION

PLATINUM XCELL®

www.kbico.com



INDEX

Pressure Fittings and Unions

Pressure Fittings	1-2
Unions	3

Compression Fittings

Compression Couplings	2
Compression Tees	2

Transition Adapters

Transition Adapters	3-4
Drop Ears	1-3-4
Transition Unions	3
Transition Adapters PEX	5
CPVC Stub Outs	8

Ball Valves

Residential Ball Valves	4
Commercial Lo-Torque™ Ball Valves	4

Supply Valves

Cosley Series 1/4 Turn Valves	6
Water Hammer Arrester	6
Boiler Drain Valves	7
Stop Valves	7
Stop and Waste Valves	7
Washing Machine Valves	6

Pipe Support Kit

Pipe Support Kit	7
------------------------	---

Accessories and Repair Kits

Snap-Fix™	7
-----------------	---

Glossary

Catalog Navigation	9
Organization	9
Column Header Information	9
Product Configuration	9
KBI's Quality Policy	10
Limited Lifetime Warranty	10
Order and Freight Policy	11
Standards & Specifications	11
Recommendations for Installers & Users	12
Important	12
Not for Use with Compressed Air or Gases	13
Configuration Description	13
Part Number Notations	13
Additional Part Number Information	13
Shipping Locations	14

Part Number	Size	Bag Qty	Case Qty
-------------	------	---------	----------

Female Adapter

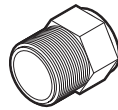
CTS HUB X FPT (COLD WATER ONLY)



RCF-0500-S	1/2"	10	500
RCF-0750-S	3/4"	10	250
RCF-1000-S	1"	10	100

Male Adapter

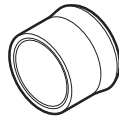
CTS HUB X MPT (COLD WATER ONLY)



RCM-0500-S	1/2"	20	1000
RCM-0705-S	3/4" x 1/2"	10	100
RCM-0750-S	3/4"	10	250
RCM-1000-S	1"	10	500
RCM-1250-S	1 1/4"	10	100
RCM-1500-S	1 1/2"	10	100
RCM-2000-S	2"	10	100

Cap

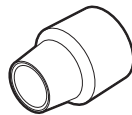
CTS HUB



RCP-0500-S	1/2"	10	500
RCP-0750-S	3/4"	10	250
RCP-1000-S	1"	10	100
RCP-1250-S	1 1/4"	10	100
RCP-1500-S	1 1/2"	10	100
RCP-2000-S	2"	10	100

Reducer Coupling


CTS HUB X CTS HUB



RCC-0705-S	3/4" x 1/2"	10	250
------------	-------------	----	-----

Drop Ear Ell

CTS HUB X FPT



RCD-0500-T	1/2"	25	250
------------	------	----	-----

Part Number	Size	Bag Qty	Case Qty
-------------	------	---------	----------

Reducer Bushing

CTS SPIGOT X CTS HUB



RCB-21-S	3/4" x 1/2"	10	500
RCB-31-S	1" x 1/2"	10	100
RCB-32-S	1" x 3/4"	10	100
RCB-41-S	1 1/4" x 1/2"	10	100
RCB-42-S	1 1/4" x 3/4"	10	100
RCB-43-S	1 1/4" x 1"	10	100
RCB-51-S	1 1/2" x 1 1/2"	10	100
RCB-52-S	1 1/2" x 3/4"	10	100
RCB-53-S	1 1/2" x 1"	10	100
RCB-54-S	1 1/2" x 1 1/4"	10	100
RCB-61-S	2" x 1/2"	10	50
RCB-62-S	2" x 3/4"	10	50
RCB-63-S	2" x 1"	10	50
RCB-64-S	2" x 1 1/4"	10	50
RCB-65-S	2" x 1 1/2"	10	100

Transition Bushing

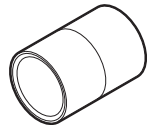
IPS SPIGOT X CTS HUB



RCX-0750-S	3/4"	10	100
RCX-1000-S	1"	10	100
RCX-1250-S	1 1/4"	10	100
RCX-1500-S	1 1/2"	10	100
RCX-2000-S	2"	10	100

Coupling

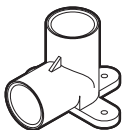
CTS HUB X CTS HUB



RCC-0500-S	1/2"	20	1000
RCC-0705-S	3/4" x 1/2"	10	250
RCC-0750-S	3/4"	25	500
RCC-1000-S	1"	10	100
RCC-1250-S	1 1/4"	10	100
RCC-1500-S	1 1/2"	10	100
RCC-2000-S	2"	10	100

Drop Ear Ell

CTS HUB X CTS HUB



RCD-0500-S	1/2"	25	250
------------	------	----	-----



Part Number	Size	Bag Qty	Case Qty
-------------	------	---------	----------

Street Elbow 45°
CTS HUB X CTS SPIGOT



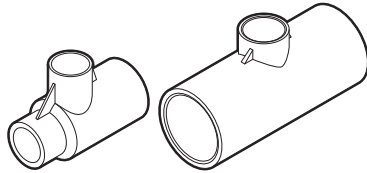
RCS-0500-S	1/2"	20	500
RCS-0750-S	3/4"	20	250

Street Elbow 90°
CTS HUB X CTS SPIGOT



RCL-0500-S	1/2"	10	500
RCL-0750-S	3/4"	10	250
RCL-1000-S	1"	10	100

Reducer Tee
CTS HUB X CTS HUB X CTS HUB



RCR-112-S	1/2" x 1/2" x 3/4"	25	100
RCR-211-S	3/4" x 1/2" x 1/2"	25	250
RCR-212-S	3/4" x 1/2" x 3/4"	25	250
RCR-221-S	3/4" x 3/4" x 1/2"	25	250
RCR-223-S	3/4" x 3/4" x 1"	25	250
RCR-311-S	1" x 1/2" x 1/2"	25	250
RCR-312-S	1" x 1/2" x 3/4"	25	250
RCR-313-S	1" x 1/2" x 1"	25	250
RCR-321-S	1" x 3/4" x 1/2"	25	250
RCR-322-S	1" x 3/4" x 3/4"	25	250
RCR-323-S	1" x 3/4" x 1"	25	250
RCR-331-S	1" x 1" x 1/2"	25	250
RCR-332-S	1" x 1" x 3/4"	10	100
RCR-433-S	1 1/4" x 1" x 1"	10	100
RCR-441-S	1 1/4" x 1 1/4" x 1/2"	10	100
RCR-442-S	1 1/4" x 1 1/4" x 3/4"	10	100
RCR-443-S	1 1/4" x 1 1/4" x 1"	10	100
RCR-533-S	1 1/2" x 1" x 1"	10	100
RCR-551-S	1 1/2" x 1 1/2" x 1/2"	10	100
RCR-552-S	1 1/2" x 1 1/2" x 3/4"	10	100
RCR-553-S	1 1/2" x 1 1/2" x 1"	5	100
RCR-554-S	1 1/2" x 1 1/2" x 1 1/4"	5	50
RCR-661-S	2" x 2" x 1/2"	10	100
RCR-662-S	2" x 2" x 3/4"	5	100
RCR-663-S	2" x 2" x 1"	5	100
RCR-664-S	2" x 2" x 1 1/4"	5	100
RCR-665-S	2" x 2" x 1 1/2"	10	100

Part Number	Size	Bag Qty	Case Qty
-------------	------	---------	----------

Elbow 45°
CTS HUB X CTS HUB



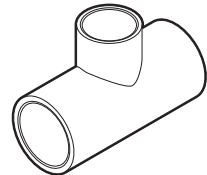
RCW-0500-S	1/2"	20	500
RCW-0750-S	3/4"	25	250
RCW-1000-S	1"	20	100
RCW-1250-S	1 1/4"	10	100
RCW-1500-S	1 1/2"	10	100
RCW-2000-S	2"	10	100

Elbow 90°
CTS HUB X CTS HUB



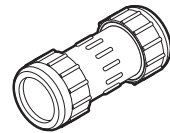
RCE-0500-S	1/2"	20	1000
RCE-0705-S	3/4" x 1/2"	50	250
RCE-0750-S	3/4"	20	500
RCE-1000-S	1"	10	100
RCE-1250-S	1 1/4"	10	100
RCE-1500-S	1 1/2"	10	100
RCE-2000-S	2"	10	100

Tee
CTS HUB X CTS HUB X CTS HUB




RCT-0500-S	1/2"	20	500
RCT-0750-S	3/4"	25	250
RCT-1000-S	1"	10	100
RCT-1250-S	1 1/4"	10	100
RCT-1500-S	1 1/2"	5	100
RCT-2000-S	2"	5	100

Compression Coupling
CTS COMP X CTS COMP



CCC-0500-C	1/2"		48
CCC-0750-C	3/4"		30
CCC-1000-C	1"		24

Compression Tee
CTS COMP X CTS COMP X FPT

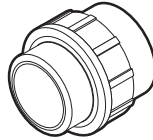


CCT-0500-C	1/2"		36
CCT-0750-C	3/4"		24

Part Number	Size	Bag Qty	Case Qty
-------------	------	---------	----------

Union

CTS HUB X CTS HUB

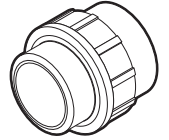


RCU-0500-S	1/2"	12	60
RCU-0750-S	3/4"	12	48
RCU-1000-S	1"		36

Part Number	Size	Bag Qty	Case Qty
-------------	------	---------	----------

Union

CTS HUB X CTS HUB

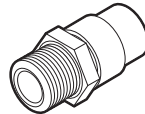


CU-0500-S	1/2"	12	60
CU-0750-S	3/4"	12	48
CU-1000-S	1"		36

Products below are compliant with 2010 No-Lead regulations

Stainless Steel Transition Adapter

MPT STAINLESS STEEL X CTS HUB

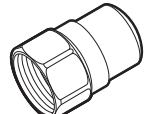


TMS-0500	1/2"	25	150
TMS-0750	3/4"	25	100
TMS-1000	1"	25	50
TMS-1250	1 1/4"		8
TMS-1500	1 1/2"		8
TMS-2000	2"		6

* SS

Stainless Steel Transition Adapter

FPT STAINLESS STEEL X CTS HUB

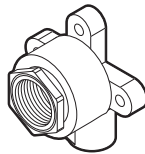


TFS-0500	1/2"	25	150
TFS-0750	3/4"	25	100
TFS-1000	1"	25	50
TFS-1250	1 1/4"		8
TFS-1500	1 1/2"		8
TFS-2000	2"		6

* SS

Stainless Transition Drop Ear 90° Ell

CTS HUB X FPT STAINLESS STEEL (CPVC ELBOW)



DE-0500-S	1/2"	25	100
-----------	------	----	-----

* SS

Compression Adapter

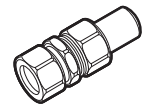
CTS SPIGOT X COMP WITH GASKET



TCA-0500	1/2"		200
TCA-0750	3/4"		200

Lead-Free Transition Union

COMP LEAD-FREE BRASS X SPIGOT CPVC

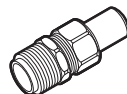


TUC-0500-GD	1/2"	25	150
TUC-0750-GD	3/4"	25	75

* LF

Lead-Free Transition Union

MPT LEAD-FREE BRASS X SPIGOT CPVC

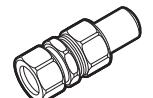


TUM-0500-GD	1/2"	25	150
TUM-0750-GD	3/4"	25	75

* LF

Lead-Free Transition Union

FPT LEAD-FREE BRASS X SPIGOT CPVC



TUF-0500-GD	1/2"	25	150
TUF-0750-GD	3/4"	25	75

* LF

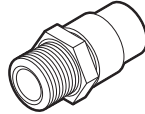


Part Number	Size	Bag Qty	Case Qty
-------------	------	---------	----------

Part Number	Size	Bag Qty	Case Qty
-------------	------	---------	----------

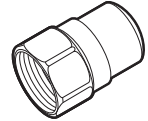
Yellow Brass not available in CA and VT 1/1/2010, Please see Stainless Fittings

Transition Adapter
MPT BRASS X CTS HUB



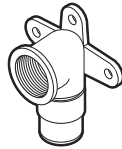
TMA-0500	1/2"	25	150
TMA-0750	3/4"	25	100
TMA-1000	1"	25	50

Transition Adapter
FPT BRASS X CTS HUB



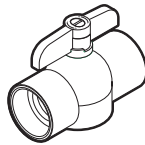
TFA-0500	1/2"	25	150
TFA-0750	3/4"	25	100
TFA-1000	1"	25	50

Transition Drop Ear 90° EII
CTS HUB X FPT (BRASS ELBOW)



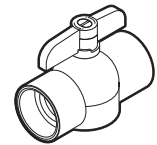
DE-0500	1/2"	25	100
DE-0750	3/4"		50
DE-1000	1"		25

Residential Ball Valve
CTS HUB X CTS HUB - (Blue Handle)



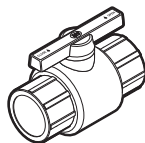
CBV-0500-BH	1/2"		72
CBV-0750-BH	3/4"		36
CBV-1000-BH	1"		24
CBV-1250-BH	1 1/4"		8
CBV-1500-BH	1 1/2"		6
CBV-2000-BH	2"		4

Residential Ball Valve
CTS HUB X CTS HUB - (Red Handle)



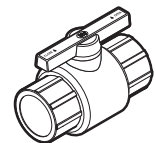
CBV-0500-S	1/2"		72
CBV-0750-S	3/4"		36
CBV-1000-S	1"		24
CBV-1250-S	1 1/4"		8
CBV-1500-S	1 1/2"		6
CBV-2000-S	2"		4

Commercial Lo-Torque Ball Valve
CTS HUB X CTS HUB - (Blue Handle)



CLT-0500-BH	1/2"		48
CLT-0750-BH	3/4"		24
CLT-1000-BH	1"		18
CLT-1250-BH	1 1/4"		8
CLT-1500-BH	1 1/2"		6
CLT-2000-BH	2"		4

Commercial Lo-Torque Ball Valve
CTS HUB X CTS HUB - (Red Handle)

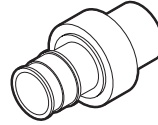


CLT-0500-S	1/2"		48
CLT-0750-S	3/4"		24
CLT-1000-S	1"		18
CLT-1250-S	1 1/4"		8
CLT-1500-S	1 1/2"		6
CLT-2000-S	2"		4

Part Number	Size	Bag Qty	Case Qty
-------------	------	---------	----------

PEX Transition Adapter

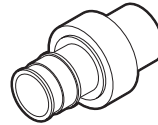
PEX X CTS SPIGOT
ASTM F 1807 Standard PEX



TPA-0305	3/8" x 1/2"	25	150
TPA-0500	1/2" x 1/2"	25	150
TPA-0710	3/4" x 1"	25	100
TPA-0750	3/4" x 3/4"	25	100
TPA-1000	1" x 1"	25	50
TPA-1012	1" x 1 1/2"	25	50
TPA-1210	1 1/4" x 1"	25	50
TPA-1250	1 1/4" x 1 1/4"	25	50

Transition Adapter (Uponor Style)


PEX X CTS SPIGOT
ASTM F 1960 Standard PEX



TWA-0305	3/8" x 1/2"	25	150
TWA-0500	1/2" x 1/2"	25	150
TWA-0750	3/4" x 3/4"	25	100

Transition Adapter

PEX X CTS HUB
ASTM F 1974 Standard PEX

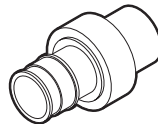


TXA-0500-S	1/2" x 1/2"	25	150
TXA-0750-S	3/4" x 3/4"	25	100

Products below are compliant with 2010 No-Lead regulations

PEX Transition Adapter

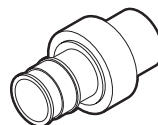
Stainless Steel PEX X CTS SPIGOT
ASTM F 1807 Standard PEX



TPC-0305	3/8" x 1/2"	25	150
TPC-0500	1/2" x 1/2"	25	150
TPC-0710	3/4" x 1"	25	100
TPC-0750	3/4" x 3/4"	25	100
TPC-1000	1" x 1"	25	50
TPC-1012	1" x 1 1/2"	25	50
TPC-1210	1 1/4" x 1"	25	50
TPC-1250	1 1/4" x 1 1/4"	25	50

Transition Adapter (Uponor Style)

Stainless Steel PEX X CTS SPIGOT
ASTM F 1960 Standard PEX

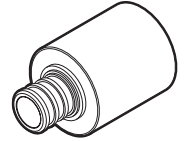


TWC-0305	3/8" x 1/2"	25	150
TWC-0500	1/2" x 1/2"	25	150
TWC-0750	3/4" x 3/4"	25	100

Part Number	Size	Bag Qty	Case Qty
-------------	------	---------	----------

PEX Transition Adapter

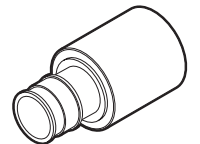
PEX X CTS HUB
ASTM F 1807 Standard PEX



TPA-0305-S	3/8" x 1/2"	25	150
TPA-0500-S	1/2" x 1/2"	25	150
TPA-0510-S	1/2" x 1"	25	100
TPA-0750-S	3/4" x 3/4"	25	100
TPA-0705-S	3/4" x 1/2"	25	100
TPA-1000-S	1" x 1"	25	50
TPA-1210-S	1 1/4" x 1"	25	50
TPA-1250-S	1 1/4" x 1 1/4"	25	50

Transition Adapter (Uponor Style)

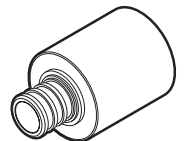
PEX X CTS HUB
ASTM F 1960 Standard PEX



TWA-0305-S	3/8" x 1/2"	25	150
TWA-0500-S	1/2" x 1/2"	25	50
TWA-0750-S	3/4" x 3/4"	25	100
TWA-1000-S	1" x 1"	25	50

PEX Transition Adapter

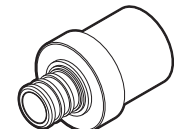
Stainless Steel PEX X CTS HUB
ASTM F 1807 Standard PEX



TPC-0305-S	3/8" x 1/2"	25	150
TPC-0500-S	1/2" x 1/2"	25	150
TPC-0510-S	1/2" x 1"	25	100
TPC-0750-S	3/4" x 3/4"	25	100
TPC-0705-S	3/4" x 1/2"	25	100
TPC-1000-S	1" x 1"	25	50
TPC-1210-S	1 1/4" x 1"	25	50
TPC-1250-S	1 1/4" x 1 1/4"	25	50

Transition Adapter (Uponor Style)

Stainless Steel PEX X CTS HUB
ASTM F 1960 Standard PEX



TWC-0305-S	3/8" x 1/2"	25	150
TWC-0500-S	1/2" x 1/2"	25	50
TWC-0750-S	3/4" x 3/4"	25	100
TWC-1000-S	1" x 1"	25	50



Part Number	Size	Bag Qty	Case Qty
-------------	------	---------	----------

Cosley Quarter Turn Angle Valve

CTS HUB x Comp Thread - (Clear Handle)



CAV-0500-14C	1/2" x 1/4" OD		36
CAV-0500-38C	1/2" x 3/8" OD		36
CAV-0500-12C	1/2" x 1/2" OD		36

Part Number	Size	Bag Qty	Case Qty
-------------	------	---------	----------

Cosley Quarter Turn Angle Valve

CTS HUB x MPT - (Clear Handle)



CAV-0500-38T	1/2" x 3/8" MPT		36
CAV-0500-12T	1/2" x 1/2" MPT		36

Cosley Quarter Turn Angle Valve

CSV HUB x Comp Thread - (Clear Handle)



CSV-0500-38C	1/2" x 3/8" OD		36
CSV-0500-12C	1/2" x 1/2" OD		36

Cosley Quarter Turn Angle Valve

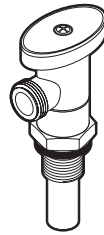
CSV HUB x MPT - (Clear Handle)



CSV-0500-38T	1/2" x 3/8" MPT		36
CSV-0500-12T	1/2" x 1/2" MPT		36

Cosley Quarter Turn Washing Machine Valve

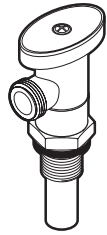
CTS Spigot x Hose Thread - (Blue Handle)



CWV-0500-BSHL	1/2" x 3/4" MHT		36
---------------	-----------------	--	----

Cosley Quarter Turn Washing Machine Valve

CTS Spigot x Hose Thread - (Red Handle)



CWV-0500-RSHL	1/2" x 3/4" MHT		36
---------------	-----------------	--	----

Water Hammer Arrester Valve

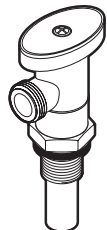
CTS Spigot



CHA-0500	1/2" CTS		50
----------	----------	--	----

Cosley Quarter Turn Washing Machine Valve

CTS Spigot x Hose Thread - (Clear Handle)

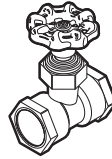


CWV-0500-CSHL	1/2" x 3/4" MHT		36
---------------	-----------------	--	----

Part Number	Size	Bag Qty	Case Qty
-------------	------	---------	----------

Stop Valve

CTS HUB X CTS HUB (Red Handle)

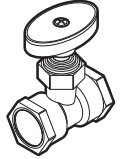


SCC-0500-S	1/2"		36
SCC-0750-S	3/4"		36

Part Number	Size	Bag Qty	Case Qty
-------------	------	---------	----------

Stop Valve

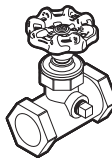
CTS HUB X CTS HUB (Clear Handle)



SCC-0500-COH	1/2"		36
SCC-0750-COH	3/4"		36

Stop and Waste Valve

CTS HUB X CTS HUB (Red Handle)



SWC-0500-S	1/2"		36
SWC-0750-S	3/4"		36

Boiler Drain

CTS HUB X MHT (Red Handle)



BDC-0500-S	1/2"		36
BDC-0750-S	3/4"		36

CTS Pipe Support Kit

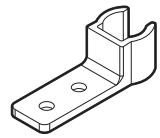
SNAP X SLIDE



PS-0500-LS	1/2"		100
PS-0750-LS	3/4"		100

CTS Pipe Mounting Plate

SNAP X SOLVENT



PS-0500-MP	1/2"		100
------------	------	--	-----

CTS Pipe Support Kit

SNAP X SOLVENT



PS-0500-OS	1/2"		100
PS-0750-OS	3/4"		100

CTS Pipe Support Kit


ASSORTED



PSK-0500-BG	1/2"	10 LS, 10 OS, 20 MP	8
PSK-0750-BG	3/4"	10 LS, 10 OS, 20 MP	8

Snap-Fix™ Repair Coupling

CTS - CPVC



SNC-0500-B	1/2"		48
SNC-0750-B	3/4"		36



CATALOG NAVIGATION

KBI's CPVC Pressure Fittings catalog has been arranged for easy use in selection of desired products according to part number, size, packaging and pricing information. Additional information on individual product dimensions can be found in KBI's publication.....

ORGANIZATION

Products in this catalog are listed by columns, by type and configuration. Similar configuration types are grouped together such as Tees, then Elbows, etc.

COLUMN HEADER INFORMATION

Each product column header label identifies the following product particulars:

- Part Number The number used to order that part.

- Size Nominal diameter of pipe with which the fitting is to be used. NOTE: Fittings may be same size (*only one size designation*) or reducing (*multiple sizes designated*).

- Bag Quantity The quantity of parts packaged in an individual bag.

- Box Quantity The total quantity of parts contained in individual boxes.

PRODUCT CONFIGURATION

Each product group or configuration is headed by the product's name and abbreviated configuration description of the fitting outlet configuration. Configuration descriptions are defined on the following page. Line drawing illustrations are general representations of the fittings in the group, but may not be an exact depiction of all configurations listed. Line drawings are correlated to the configuration description. The drawing is read left to right for Elbow and Adapter configurations. Tees have an additional outlet branch and are read left to right (*run*) then top (*branch*). Drawings for Wyes and Crosses are read top to bottom then left to right and bushings drawings are read as outside x inside configuration. The configuration description also correlates to the size designation. As with nominal size designations, only the description is given when all outlets are the same. Reducing sizes list run configuration x branch configuration.



KBI's QUALITY POLICY

King Bros. Industries (*KBI*) is committed to providing quality products to satisfy the needs and expectations of our customers. KBI is committed to continual improvement of our products and processes. KBI documents, maintains, and continually improves its quality objectives. KBI's quality management system is implemented through the use of its Quality Manual, Quality System and related process procedures and instructions.

The quality management system is an integral part of KBI's management and production processes. It is not a separate element or function; each and every aspect of the day-to-day operations of the company critical to quality shall be conducted in accordance with the Quality Manual. Every employee is expected to understand the purpose of the quality management system and work towards our quality commitment to products that meet specification and customer satisfaction.

LIMITED LIFETIME WARRANTY

KBI warrants to the original owner of the property in which its products are installed all of its products to be free from defects in workmanship or materials for as long as the original owner owns the property.

If any such product is found to be defective during the warranty period, the product will be repaired or replaced free of charge by KBI. Should this occur, KBI should be contacted immediately either by telephone or in writing for return authorization and/or instructions as to the next step in procedure. Please note that all products reported to be defective must be made available to KBI for inspection and analysis to determine the cause.

This Lifetime Limited Warranty shall be in force for as long as products are used for the intended purposes for which they were manufactured and in conformance with industry established installation, operation and scheduled maintenance specifications. The Lifetime Limited Warranty does not cover damage caused by workmanship of the installer, freezing water conditions, any application involving compressed air or gas, other specialized applications, vandalism, sabotage, floods, earthquakes, fires, or any other event beyond the control of KBI.

The sole remedy under this Lifetime Limited Warranty shall be the repair or replacement of any defective fittings as described above. In no event shall KBI be liable for incidental or consequential damages or for labor costs or other expenses required to replace defective products or to repair any damage resulting from their use.

THIS WARRANTY IS IN LIEU OF, AND KBI DISCLAIMS, ALL OTHER WARRANTIES EXPRESS OR IMPLIED INCLUDING ANY IMPLIED WARRANTY OF MERCHANTABILITY OR FITNESS FOR A PARTICULAR USE.

KBI is always concerned about both our products and our relationship with our customers and/or contractors. We welcome opportunities to work together in the investigation of all possible product failures and/or discrepancies.



KBI's ORDER and FREIGHT POLICY

KBI has absorbed significant fuel surcharges passed on by our own freight providers over the last year. We are now forced to act by raising our prepaid freight limits accordingly. The raising of our prepaid freight allowance will enable us to prevent passing on fuel surcharges to our own customers. It should be noted that KBI has not increased prepaid freight levels nationally in over fifteen years.

FOB \$1,000. for all US orders for all product categories.

FOB \$2,000. for all International orders for all product categories.

Minimum order \$100.00 net invoice.

STANDARDS & SPECIFICATIONS

Standards provide greater assurance of product performance and consistency, and are available to assist design engineers in system specification. The most frequently referenced industry standards for plastic piping systems are ASTM Standard Specifications and Practices. Along with ASTM Standards, additional product specifications and certifications form the basis of product conformance to which KBI's products are manufactured.

ASTM F 1960	Standard for PEX cold expansion Insert Fittings W/PEX expansion Ring.
ASTM F 1974	Standard for PEX-AL-PEX Insert Fittings.
ASTM F 1807	Standard for PEX Insert Fittings using Copper CrimpRing.
ASTM D 2846	CPVC Plastic Pipe Fittings, CTS.
ASTM D 2466	Poly (<i>Vinyl Chloride</i>) (<i>PVC</i>) Plastic Pipe Fittings, Schedule 40.
ASTM D 1784	Rigid Poly (<i>Vinyl Chloride</i>) (<i>PVC</i>) Compounds and Chlorinated Poly (<i>Vinyl Chloride</i>) (<i>CPVC</i>) Compounds.
ASTM D 2609	Plastic Insert Fittings for Polyethylene (<i>PE</i>) Plastic Pipe.
(NSF)	National Sanitation Foundation (<i>NSF</i>) Standard 61 and/or 14 Plastic Fittings for Potable Water.
Material	KBI's Schedule 40 Fittings are produced from PVC Type I, Cell Classification 12454.
Fabrication Fittings	KBI's Fabricated Fittings conform to KBI's Special Engineering Specifications.



RECOMMENDATIONS FOR INSTALLERS & USERS

Plastic piping systems should be ENGINEERED, INSTALLED, and OPERATED in accordance with ESTABLISHED DESIGN AND ENGINEERING STANDARDS AND PROCEDURES for plastic piping system. PRIOR TO ASSEMBLY, all piping system components should be inspected for damage or irregularities. Mating components should be checked to assure that tolerances and engagements are compatible. Do not use any components that appear irregular or do not fit properly. Contact the appropriate manufacturer of the component product in question to determine usability. Consult all applicable codes and regulations for compliance prior to installation.

SOLVENT WELD CONNECTIONS - Use a quality grade of primer and solvent cement formulated for the type of connection, with the CORRECT SIZE APPLICATOR. Read and follow all of the solvent cement MANUFACTURER'S APPLICATION AND CURE TIME INSTRUCTIONS THOROUGHLY.

BEFORE APPLYING PRIMER AND CEMENT, appropriate safety precautions should be taken. Primer and Cement should be stored in the shade between 40°F and 110°F. Eliminate all ignition sources. Avoid breathing of vapors. Use only with adequate ventilation; explosion-proof general mechanical ventilation or local exhaust is recommended to maintain vapor concentrations below recommended exposure limits. In confined or partially enclosed areas, a NIOSH-approved organic respirator with full face-piece is recommended. Containers should be kept tightly closed when not in use, and covered as much as possible when in use. Avoid frequent contact with skin; wearing PVA coated protective gloves and impervious apron are recommended. Avoid any contact with eyes; splash-proof chemical goggles are recommended.

THREADED CONNECTIONS - Use a quality grade thread sealant. WARNING: SOME PIPE JOINT COMPOUNDS OR TEFLON PASTES MAY CONTAIN SUBSTANCES THAT COULD CAUSE STRESS CRACKING TO PLASTIC. Please follow the sealant manufacturer's application/installation instructions. Choice of sealant is at the discretion of the installer. One to two turns beyond FINGER TIGHT is generally all that is required to make a sound plastic threaded connection. Unnecessary OVER TIGHTENING will cause DAMAGE TO BOTH PIPE AND FITTING.

IMPORTANT

WATER HAMMER - KBI recommends that all PVC and CPVC plastic piping systems be designed and constructed to AVOID EXCESS WATER HAMMER. Water hammer can cause damage and failure to pipe, valves and fittings within the piping system.

PLEASE NOTE - When temperatures rise above 73°F, the tensile strength of thermoplastics decreases, thereby de-rating the pipe or fitting Maximum Internal Pressure. When the temperature falls below 73°F, the tensile strength of thermoplastics increases, however, the impact strength decreases. Maximum operating temperature for PVC piping systems should not exceed 140°F. Maximum operating temperature for CPVC piping systems should not exceed 200°F.

CAUTION - KBI DOES NOT RECOMMEND the use of thermoplastics piping products for systems to transport or store compressed air or gasses, or the testing of thermoplastic piping systems with compressed air or gasses above or below ground locations. The use of KBI products in compressed air or gas systems automatically voids KBI's warranty for such products, and their use against our recommendation is entirely the responsibility and liability of the installer. KBI will not accept responsibility for damage or impairment of products, or other consequential or incidental damages caused by misapplication, incorrect assembly, and/or exposure to harmful substances or conditions.



NOT FOR USE WITH COMPRESSED AIR OR GASES

WARNING: DO NOT USE COMPRESSED AIR OR GAS TO TEST ANY PVC OR CPVC THERMOPLASTIC PIPING PRODUCT OR SYSTEM, AND DO NOT USE DEVICES PROPELLED BY COMPRESSED AIR OR GAS TO CLEAR SYSTEMS. THESE PRACTICES MAY RESULT IN EXPLOSIVE FRAGMENTATION OF SYSTEM PIPING AND COMPONENTS CAUSING SERIOUS OR FATAL BODILY INJURY.

Fabricated fittings are shown in shaded areas in this publication for easy identification.

Not all of the fabricated or Molded Fittings listed in this price schedule are carried in KBI's Distribution Center inventories. When ordering Fittings, please check with your servicing Distribution Center for availability. ALL ORDERS FOR NON-STOCKED Fittings are NON-CANCELABLE and NON-RETURNABLE. Additional fabricated fittings are available upon request. All fabricated fittings are sold in bulk quantities.

CONFIGURATION DESCRIPTIONS

Definitions of abbreviated configuration descriptions follow.

- MPT Male Pipe Thread
- FPT Female Pipe Thread
- IPS Iron Pipe Size
- MHT Male Hose Thread
- NPT Nominal Pipe Thread (*Male*)
- S Solvent Weld Socket (*CTS*)
- SPIGOT Spigot End (*CTS*)

PART NUMBER NOTATIONS

Listed part numbers may be accompanied by superscript, asterisks, or special symbols indicating information about the fitting. A list of such notations follow.

- + KBI's Specifications.
- n Not NSF Listed.
- B Sized with Bushing.

ADDITIONAL PART NUMBER INFORMATION

Letters contained in part numbers denote special information as indicated below.

- S CTS HUB
- E EPDM O-ring
- V Viton O-ring
- OE Open End
- CE Closed End
- BE Bullet End
- BH Blue Handle
- RH Red Handle
- CH Clear Handle
- LF Lead-Free in accordance with all State Regulations
- SS Stainless Steel contains No Lead

Shipping Locations



King Bros. Industries
The Professionals' Choice
29101 The Old Road
Valencia, CA 91355
Tel: 1-800-325-9468 1-661-257-3262
Fax: 1-661-257-4320

www.kbico.com